



Frontcountry vs Backcountry

Frontcountry is composed of outdoor areas that are easily accessible by vehicle and mostly visited by day users.

Developed campgrounds are also included in the frontcountry arena.

Frontcountry locations tend to be more crowded and attract a wider range of visitor than backcountry.

Backcountry is composed of outdoor areas that are not generally accessible by vehicle. Developed campgrounds may be included in the backcountry arena, but will lack the amenities found in frontcountry sites.



Plan ahead

Watch for hazards and follow all the rules of the park or outdoor facility. Remember proper clothing, sunscreen, hats, first aid kits, and plenty of drinking water. Use the buddy system. Make sure you carry your family's name, phone number, and address.

As a group, make a list of items that you should take on any day hike.



Stick to trails

Stay on marked trails whenever possible. Short-cutting trails causes the soil to wear away or to be packed, which eventually kills trees and other vegetation. Trampled wildflowers and vegetation take years to recover. **Stick to trails!**






Manage your pet

Managing your pet will keep people, dogs, livestock and wildlife from feeling threatened. Make sure your pet is on a leash or controlled at all times. Do not let your pet approach or chase wildlife. When animals are chased or disturbed, they change eating patterns and use more energy that may result in poor health or death.

Take care of your pet's waste. Take a small shovel or scoop and a pick-up bag to pick up your pet's waste-- wherever it's left. Place the waste bags in a trash can for disposal




Control Your Pet(s)



Leave what you find


When visiting any outdoor area, try to leave it the same as you find it. The less impact we each make, the longer we will enjoy what we have. Even picking flowers denies others the opportunity to see them and reduces seeds, which means fewer plants next year. Use established restrooms. Graffiti and vandalism have no place anywhere, and they spoil the experience for others. Leave your mark by doing an approved conservation project.

TAKE NOTHING



BUT PICTURES

LEAVE NOTHING

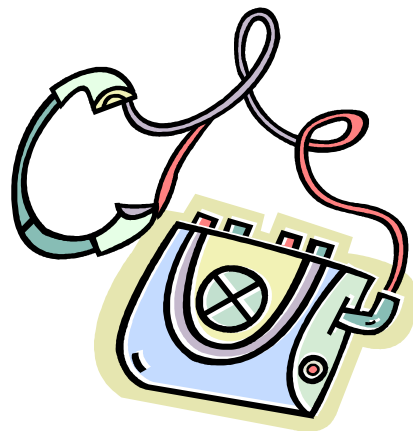


BUT FOOTPRINTS



Respect other visitors

Expect to meet other visitors. Be courteous and make room for others. Control your speed when biking or running. Pass with care and let others know before you pass. Avoid disturbing others by making noise or playing loud music. Respect “No Trespassing” signs. If property boundaries are unclear, do not enter the area.





Trash your trash

Make sure all trash is put in a bag or trash receptacle. Trash is unsightly and ruins everyone's outdoor experience. Your trash *can kill wildlife*. Even materials, such as orange peels, apple cores and food scraps, take years to break down and may attract unwanted pests that could become a problem

In the 20' x 20' Marked Area, spread out and in 5 minutes find all 20 pieces of Trash.

Place trash in Supply Zip-Lock Bag